

# Iraq Stock Exchange

Bulletin No (63)



سوق العراق للاوراق المالية  
IRAQ STOCK EXCHANGE

## ISX Trading Indices of Tuesday 14/4/2026

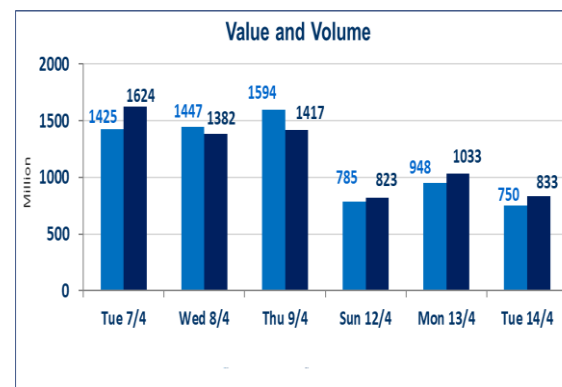
Traded Volume and OTC	750,986,125
-----------------------	-------------

Traded Value and OTC	833,273,705
----------------------	-------------

Traders	1021
---------	------

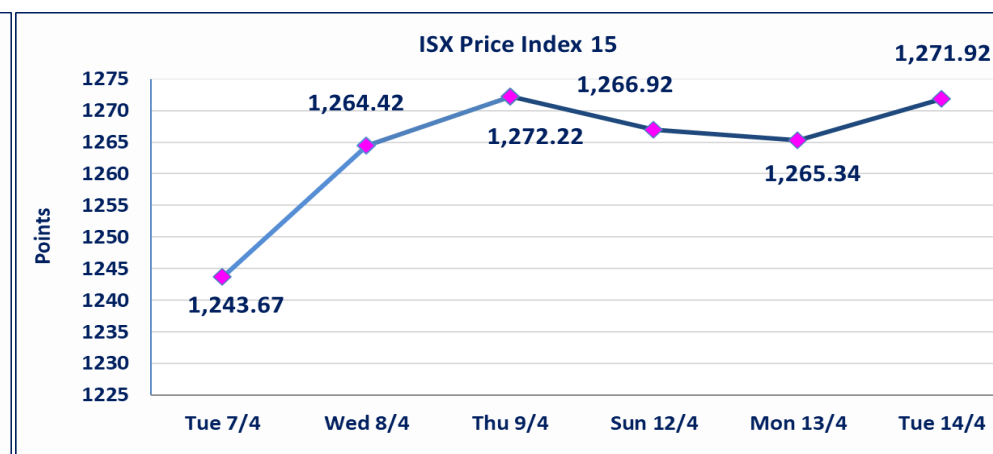
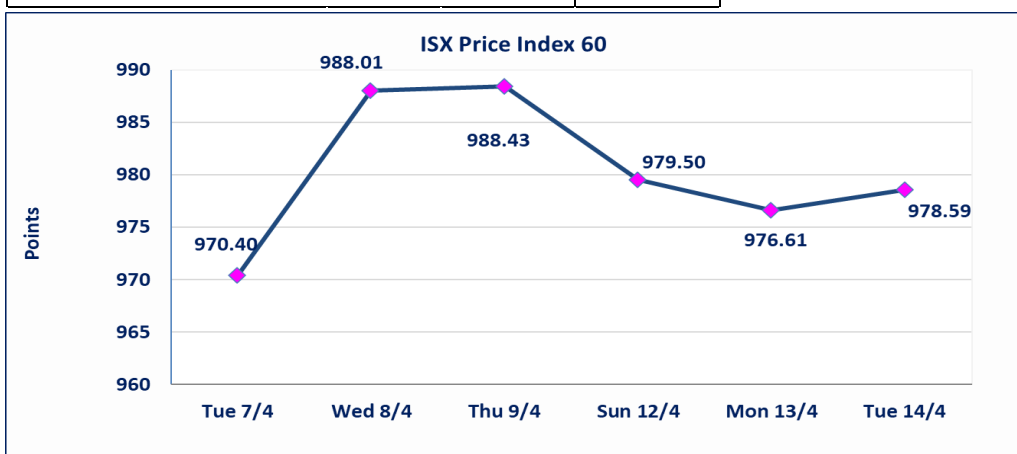
ISX Index 60	978.59
Previous ISX Index60	976.61
Change %	0.20
Change	1.98

ISX Index 15	1271.92
Previous ISX Index15	1265.34
Change %	0.52
Change	6.58



Listed Companies	104	OTC	14
Traded Listed Companies	54	OTC	1
GAM Companies	3		
Suspended Companies	8		

Non Traded listed	39	OTC	13
Higher Companies	14		
Lower Companies	11		



## ISX top gaining and losing companies

Tuesday 14/4/2026

### Gainers

Company Name	Closing Price	Change (%)	Traded Volume
Middle East Bank	0.090	12.50	44,121,751
AL-Badia for General Trans	1.050	5.00	36,060,000
Babil Animal & Vegetable Produc	8.080	4.94	566,403
Ashour Hotel	30.750	4.91	2,557
National Islamic Bank	0.940	3.30	101,274

### Losers

Company Name	Closing Price	Change (%)	Traded Volume
Al-Hamraa for Insurance	4.840	-4.91	119,145
Al-Hilal Industries	1.400	-4.11	4,001,000
Fallujah for construction Material	2.700	-2.88	241,000
Al-Ameen Estate Investment	1.800	-2.70	40,373
Metallic Industries and Bicycles	1.900	-2.56	25,344

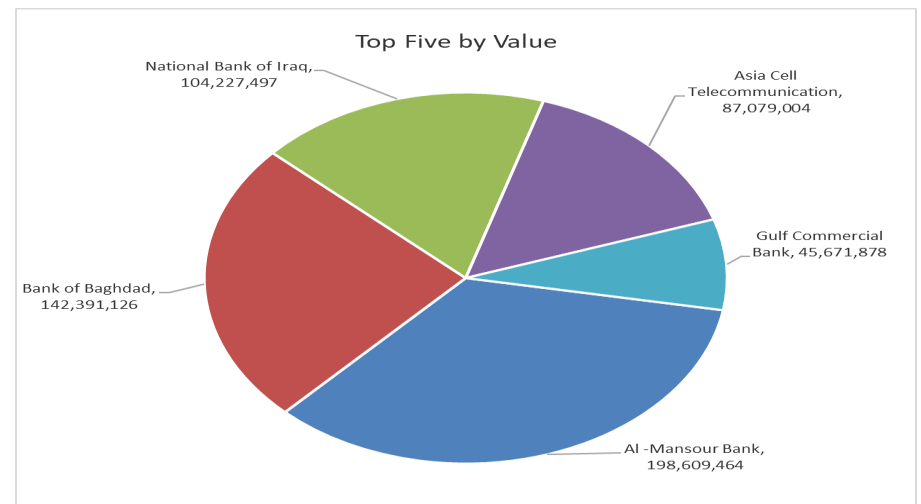
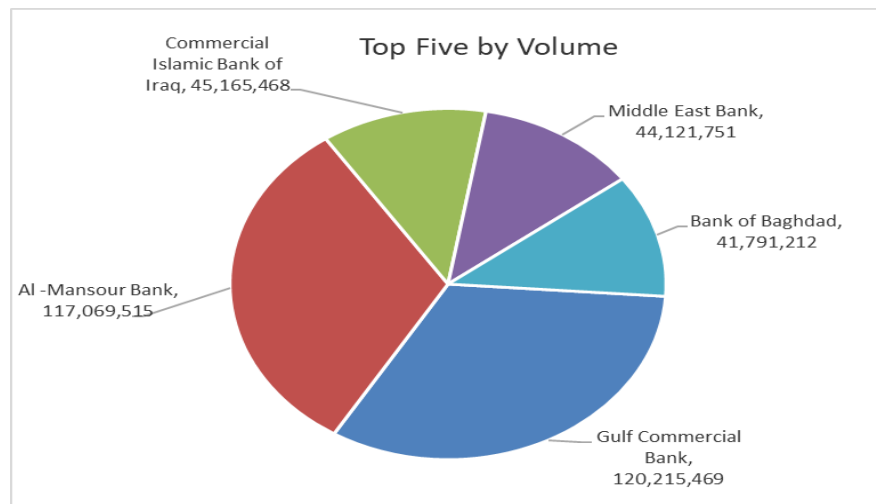
## The most active companies in term of traded volume and value

### Traded Volume

Company Name	Closing Price	Change (%)	Traded Volume
Gulf Commercial Bank	0.380	0.00	120,215,469
Al -Mansour Bank	1.700	0.00	117,069,515
Commercial Islamic Bank of Iraq	0.670	1.52	45,165,468
Middle East Bank	0.090	12.50	44,121,751
Bank of Baghdad	3.420	0.59	41,791,212

### Traded Value

Company Name	Closing Price	Change (%)	Traded Value
Al -Mansour Bank	1.700	0.00	198,609,464
Bank of Baghdad	3.420	0.59	142,391,126
National Bank of Iraq	5.100	0.39	104,227,497
Asia Cell Telecommunication	16.000	1.46	87,079,004
Gulf Commercial Bank	0.380	0.00	45,671,878



## Regular Market Bulletin No (63)



Company Name	Code	opening Price	highest price	lowest price	Average price	Prev Average price	Closing Price	prev closing price	change (%)	No.of Trades	Traded Volume	Traded Value
<b>Banks Sector</b>												
Ashur International Bank	BASH	0.240	0.240	0.240	0.240	0.240	0.240	0.240	0.00	10	27,075,886	6,498,213
Bank of Baghdad	BBOB	3.400	3.440	3.390	3.410	3.410	3.420	3.400	0.59	139	41,791,212	142,391,126
Commercial Islamic Bank of Iraq	BCOI	0.660	0.670	0.660	0.670	0.660	0.670	0.660	1.52	35	45,165,468	30,153,995
Economy Bank	BEFI	0.220	0.220	0.220	0.220	0.220	0.220	0.220	0.00	3	4,704,737	1,035,042
Elaf Islamic Bank	BELF	0.250	0.250	0.250	0.250	0.250	0.250	0.250	0.00	1	25,000	6,250
Gulf Commercial Bank	BGUC	0.380	0.380	0.370	0.380	0.370	0.380	0.380	0.00	37	120,215,469	45,671,878
Investment Bank of Iraq	BIBI	0.210	0.210	0.210	0.210	0.210	0.210	0.210	0.00	6	28,000,160	5,880,034
Iraqi Islamic Bank	BIIB	1.010	1.010	1.000	1.000	1.010	1.010	1.010	0.00	7	1,054,664	1,055,211
Middle East Bank	BIME	0.090	0.090	0.090	0.090	0.080	0.090	0.080	12.50	12	44,121,751	3,970,958
Mosul Bank For Investment	BMFI	0.140	0.140	0.140	0.140	0.140	0.140	0.140	0.00	3	10,000,000	1,400,000
Al -Mansour Bank	BMNS	1.700	1.710	1.680	1.700	1.700	1.700	1.700	0.00	230	117,069,515	198,609,464
National Islamic Bank	BNAI	0.940	0.940	0.940	0.940	0.910	0.940	0.910	3.30	2	101,274	95,198
National Bank of Iraq	BNOI	5.080	5.100	5.080	5.100	5.100	5.100	5.080	0.39	85	20,440,133	104,227,497
Sumer Commercial Bank	BSUC	0.200	0.200	0.200	0.200	0.200	0.200	0.200	0.00	7	3,561,916	712,383
Al-Taif Islamic Bank	BTIB	0.670	0.670	0.670	0.670	0.670	0.670	0.670	0.00	4	31,882	21,361
United Bank	BUND	0.050	0.050	0.050	0.050	0.050	0.050	0.050	0.00	2	775	39
<b>Total of Banks Sector</b>										583	463,359,842	541,728,647
<b>Telecommunication Sector</b>												
Asia Cell Telecommunication	TASC	15.770	16.000	15.720	15.790	15.700	16.000	15.770	1.46	101	5,514,268	87,079,004
Al-Khatam Telecom	TZNI	3.690	3.690	3.690	3.690	3.690	3.690	3.690	0.00	8	400,139	1,476,513
<b>Total of Telecommunication Sector</b>										109	5,914,407	88,555,517
<b>Insurance Sector</b>												
Al-Ameen for Insurance	NAME	0.930	0.930	0.920	0.930	0.910	0.920	0.910	1.10	2	42,860	39,859
Dar Al-Salam for Insurance	NDSA	0.760	0.760	0.760	0.760	0.770	0.760	0.770	-1.30	1	1,307	993
<b>Total of Insurance Sector</b>										3	44,167	40,852
<b>Service Sector</b>												
Baghdad -Iraq Transportation	SBPT	23.400	23.450	23.340	23.380	23.310	23.350	23.400	-0.21	13	606,402	14,175,349
Kharkh Tour Amusement City	SKTA	4.300	4.300	4.300	4.300	4.310	4.300	4.310	-0.23	1	2,306	9,916
Al-Mosul for funfairs	SMOF	7.230	7.230	7.230	7.230	7.230	7.230	7.230	0.00	1	186,439	1,347,954
Mamoura Realestate	SMRI	3.260	3.260	3.260	3.260	3.270	3.260	3.260	0.00	5	26,315	85,787
<b>Total of Service Sector</b>										20	821,462	15,619,005
<b>Industrial Sector</b>												
Baghdad Soft Drinks	IBSD	6.020	6.030	5.960	6.010	5.980	6.000	6.020	-0.33	84	7,371,309	44,274,398
Iraqi Date Processing and Marke	IIDP	2.450	2.450	2.450	2.450	2.450	2.450	2.450	0.00	2	6,500	15,925
Iraqi For Tufted Carpets	IITC	18.000	18.000	18.000	18.000	18.000	18.000	18.000	0.00	8	959,541	17,271,738
Al -Khazer Construction Material	IKHC	1.240	1.240	1.240	1.240	1.250	1.240	1.240	0.00	2	81,478	101,033
Al-Mansour Pharmaceuticals Ind	IMAP	2.210	2.220	2.200	2.210	2.200	2.220	2.210	0.45	20	6,400,478	14,137,656
Metallic Industries and Bicycles	IMIB	1.900	1.900	1.900	1.900	1.950	1.900	1.950	-2.56	1	25,344	48,154
Modern Sewing	IMOS	5.500	5.500	5.500	5.500	5.500	5.500	5.500	0.00	3	2,968	16,324
<b>Total of Industrial Sector</b>										120	14,847,618	75,865,228
<b>Hotels Sector</b>												
Ishtar Hotels	HISH	9.000	9.000	9.000	9.000	9.070	9.000	9.000	0.00	4	7,097	63,873
<b>Total of Hotels Sector</b>										4	7,097	63,873
<b>Agricultural Sector</b>												
Al-Ahlyia agricultural production	AAHP	2.150	2.150	2.100	2.100	2.150	2.100	2.150	-2.33	6	106,159	223,045
Babil Animal & Vegetable Produ	ABAP	7.700	8.080	7.700	8.040	7.740	8.080	7.700	4.94	22	566,403	4,553,014
Agricultural Products Meat	AIPM	4.450	4.450	4.450	4.450	4.450	4.450	4.450	0.00	2	24,410	108,625
Modern for Animal Production	AMAP	0.360	0.360	0.360	0.360	0.360	0.360	0.360	0.00	1	8,283	2,982
<b>Total of Agricultural Sector</b>										31	705,255	4,887,666
<b>Total Of Regular</b>										870	485,699,848	726,760,788

**Second Platform Market Bulletin No (63)**



Company Name	Code	opening Price	highest price	lowest price	Average price	Prev Average price	Closing Price	prev closing price	change (%)	No.of Trades	Traded Volume	Traded Value
<b>Banks Sector</b>												
International Islamic Bank	BINT	0.200	0.200	0.200	0.200	0.200	0.200	0.200	0.00	1	3,479	696
Credit Bank Of Iraq	BROI	0.590	0.600	0.590	0.600	0.590	0.600	0.590	1.69	6	11,902,324	7,114,445
Trans Iraq Bank Investment	BTRI	0.310	0.310	0.310	0.310	0.310	0.310	0.310	0.00	1	22,445	6,958
<b>Total of Banks Sector</b>										<b>8</b>	<b>11,928,248</b>	<b>7,122,099</b>
<b>Insurance Sector</b>												
Al-Hamraa for Insurance	NHAM	5.090	5.090	4.840	4.940	5.090	4.840	5.090	-4.91	14	119,145	588,091
<b>Total of Insurance Sector</b>										<b>14</b>	<b>119,145</b>	<b>588,091</b>
<b>Industrial Sector</b>												
Al-Ameen Estate Investment	SAEI	1.850	1.850	1.800	1.810	1.850	1.800	1.850	-2.70	3	40,373	72,940
<b>Total of Industrial Sector</b>										<b>3</b>	<b>40,373</b>	<b>72,940</b>
<b>Investment Sector</b>												
AL-Wiaam for Financial Investm	VWIF	0.690	0.690	0.690	0.690	0.690	0.690	0.690	0.00	2	710,000	489,900
<b>Total of Investment Sector</b>										<b>2</b>	<b>710,000</b>	<b>489,900</b>
<b>Industrial Sector</b>												
Fallujah for construction Materi	IFCM	2.720	2.720	2.700	2.700	2.710	2.700	2.780	-2.88	4	241,000	651,520
National Furniture Industries	IHFI	0.900	0.900	0.900	0.900	0.900	0.900	0.900	0.00	1	7,197	6,477
<b>Total of Industrial Sector</b>										<b>5</b>	<b>248,197</b>	<b>657,997</b>
<b>Hotels Sector</b>												
Ashour Hotel	HASH	30.750	30.750	30.750	30.750	29.310	30.750	29.310	4.91	3	2,557	78,628
<b>Total of Hotels Sector</b>										<b>3</b>	<b>2,557</b>	<b>78,628</b>
<b>Total of Non Regular</b>										<b>35</b>	<b>13,048,520</b>	<b>9,009,655</b>

**Undisclosed Platform Companies Bulletin No (63)**



Company Name	Code	opening Price	highest price	lowest price	Average price	Prev Average price	Closing Price	prev closing price	change (%)	No.of Trades	Traded Volume	Traded Value
<b>Industrial Sector</b>												
AL-Badia for General Trans	SBAG	1.000	1.050	1.000	1.000	1.000	1.050	1.000	5.00	6	36,060,000	36,182,800
General Transportation	SIGT	1.700	1.700	1.700	1.700	1.690	1.700	1.700	0.00	3	22,465	38,191
<b>Total of Industrial Sector</b>										<b>9</b>	<b>36,082,465</b>	<b>36,220,991</b>
<b>Industrial Sector</b>												
Al-Hilal Industries	IHLI	1.460	1.460	1.400	1.400	1.460	1.400	1.460	-4.11	8	4,001,000	5,601,460
Iraqi Carton Manufactories	IICM	2.650	2.650	2.650	2.650	2.620	2.650	2.650	0.00	3	28,755	76,201
Modern Construction Materials	IMCM	1.300	1.300	1.300	1.300	1.300	1.300	1.300	0.00	3	100,600	130,780
National Chemical &Plastic	INCP	1.890	1.900	1.880	1.880	1.880	1.880	1.880	0.00	5	2,116,000	3,978,680
The Light Industries	ITLI	1.250	1.260	1.250	1.260	1.250	1.260	1.250	0.80	4	460,000	579,500
<b>Total of Industrial Sector</b>										<b>23</b>	<b>6,706,355</b>	<b>10,366,621</b>
<b>Hotels Sector</b>												
Palestine Hotel	HPAL	18.470	18.500	18.120	18.290	18.500	18.200	18.470	-1.46	13	410,913	7,516,904
<b>Total of Hotels Sector</b>										<b>13</b>	<b>410,913</b>	<b>7,516,904</b>
<b>Agricultural Sector</b>												
Iraqi for Seed Production	AISP	4.860	4.880	4.860	4.880	4.860	4.880	4.860	0.41	12	330,498	1,612,241
<b>Total of Agricultural Sector</b>										<b>12</b>	<b>330,498</b>	<b>1,612,241</b>
<b>Total of Undisclosed</b>										<b>57</b>	<b>43,530,231</b>	<b>55,716,756</b>
<b>Grand Total</b>										<b>962</b>	<b>542,278,599</b>	<b>791,487,200</b>

## Iraq Stock Exchange not trading companies of Tuesday 14/4/2026

Company Names	Code	Previous Average Price	Closing Price
<b>Banks Sector</b>			
Kurdistan International Bank	BKUI	1.100	1.100
Union Bank of Iraq	BUOI	0.170	0.170
Asia Al Iraq Islamic Bank	BAIB	0.780	0.780
Cihan Bank for Islamic Investment&Finan	BCIH	2.200	2.200
<b>Insurance Sector</b>			
Gulf Insurance	NGIR	0.430	0.430
<b>Service Sector</b>			
AL-Nukhba for Construction	SNUC	0.710	0.710
Rehab Karbalaa	HKAR	0.630	0.630
<b>Industrial Sector</b>			
Iraqi Engineering Works	IIEW	5.770	5.770
Ready Made Clothes	IRMC	2.290	2.280
Al-Kindi of Veterinary Vaccines	IKLV	2.500	2.500
<b>Hotels Sector</b>			
Tourist Village of Mosul dam	HTVM	13.800	13.800
Baghdad Hotel	HBAG	11.700	11.700
Mansour Hotel	HMAN	50.000	50.000
National for Tourist Investment	HNTI	9.250	9.250
Al-Sadeer Hotel	HSAD	22.990	22.990
Babylon Hotel	HBAY	102.000	102.000
<b>Agricultural Sector</b>			
Iraqi Agricultural Products	AIRP	10.000	10.000
Middle East for Production- Fish	AMEF	5.990	5.990
Company Names	Code	Previous Average Price	Closing Price
<b>Banks Sector</b>			
AL- Mal Islamic Bank	BMAL	1.000	1.000
Erbil Investment & FinanceBank	BERI	0.110	0.110
Al-Ataa Islamic Bank	BLAD	0.100	0.100
International Development Bank	BIDB	1.050	1.050
Al-Mashreq Al-Arabi Islamic Bank	BAMS	0.850	0.850
Iraq Noor Islamic Bank for Investment	BINI	0.250	0.250
Region Trade Bank	BRTB	1.000	1.010
Arab Islamic Bank	BAAI	1.000	1.000
Al-Rajih Islamic Bank	BRAJ	1.000	1.000
AL-Anssari Islamic Bank	BANS	0.050	0.050
Al-Mustashar Islamic Bank for Investmen	BMUI	1.000	1.000
Al-Qabidh Islamic Bank	BQAB	0.090	0.090
Trust International Islamic Bank	BTRU	0.750	0.750
World Islamic Bank for Investment	BWOR	1.000	1.000
Al janoob Islamic Bank	BJAB	0.940	0.940
Ameen Al-Iraq Islamic Bank	BAME	1.000	1.000
<b>Investment Sector</b>			
Al-Ameen for Financial Investment	VAMF	1.200	1.200
<b>Insurance Sector</b>			
Alahliya For Insurance	NAHF	0.850	0.850
<b>Industrial Sector</b>			
Modern chemical industries	IMCI	100.000	100.000
<b>Service Sector</b>			
Ibdaa Al-sharq Alwast General Contractir	SIBD	1.000	1.000
<b>Agricultural Sector</b>			
AL-Rebass for Poultry&feed	AREB	-	-

**Iraq Stock Exchange**  
**Non Iraqis' Bulletin Tuesday April 14 2026**  
**Regular Market**



**Non Iraqi Trading of Regular Market (Sell)**

Company Names	Code	No.of trades	Traded Shares	Trading Volume
<b>Banks Sector</b>				
National Bank Of Iraq	BNOI	33	8,628,040	44,003,004
<b>Total Bank sector</b>		<b>33</b>	<b>8,628,040</b>	<b>44,003,004</b>
<b>Industry Sector</b>				
Baghdad Soft Drinks	IBSD	8	1,967,106	11,832,636
<b>Total Industry sector</b>		<b>8</b>	<b>1,967,106</b>	<b>11,832,636</b>
<b>Grand Total</b>		<b>41</b>	<b>10,595,146</b>	<b>55,835,640</b>

## OTC Platform Trading Bulletin No (63)

Company Name	Code	highest price	lowest price	Average price	No.of Trades	Traded Volume	Traded Value
<b>Banks Sector</b>							
Al-Warka Bank	BWAI	0.210	0.200	0.200	59	208,707,526	41,786,505
Total Of Money Service Sector					59	208,707,526	41,786,505
<b>Total</b>					<b>59</b>	<b>208,707,526</b>	<b>41,786,505</b>

## Not Trading OTC Companies

Company Name	Code	Previous Average price
<b>Banks Sector</b>		
Hammurabi Commercial Bank	BHAM	—
Al-Sanam Islamic Bank	BSAN	3.000
<b>Industrial Sector</b>		
Kirkuk producing constructional materials	IKFP	2.350
<b>Money Service Sector</b>		
Karmal Brokerage	FKSX	10.000
Iraqi Deposit Insurance Corporation	FIDI	1.000
Rabee Securities	FRSE	9.500
Ishtar Gate for e-Paymant	FISH	1.000
Sama Baghdad Exchange	FSBE	—
<b>Insurance Sector</b>		
Al Badia Insurance	NBAD	—
Kurdistan Insurance	NKUI	0.500
Shatt Al Arab Insurance	NSHA	1.000
Elaf Insurance	NELF	—
Dilina Insurance Company	NDIL	—

Iraq Stock Exchange  
Non Iraqis' Bulletin Tuesday April 14 2026  
Regular Market



**Non Iraqi Trading of OTC (Sell)**

Company Names	Code	No.of trades	Traded Shares	Trading Volume
<b>Banks Sector</b>				
<b>Warka Bank for inv.&amp;Finance</b>	<b>BWAI</b>	<b>7</b>	<b>75,000,000</b>	<b>15,000,000</b>
<b>Total Bank sector</b>		<b>7</b>	<b>75,000,000</b>	<b>15,000,000</b>
<b>Grand Total</b>		<b>7</b>	<b>75,000,000</b>	<b>15,000,000</b>

Iraq Stock Exchange

Tuesday 14/4/2026



سوق العراق للاوراق المالية  
IRAQ STOCK EXCHANGE

## Not Trading Bonds Bulletin

Bond type	Publish type	Code	last trading price	immortilize date
Banaa Bonds /Million ID	Second	CB20	964,981	19/12/2025
Eamar Bonds /Million ID	First	CB30	1,001,095	—
Eamar Bonds /Million ID	Second	CB40	—	—
Eamar Bonds /500 Thousand ID	Third	CB45	—	—
Eamar Bonds /Million ID	Third	CB50	—	—
Injaz Bonds /500 Thousand ID	First	CB55	—	—
Injaz Bonds /Million ID	First	CB60	—	—
Injaz Bonds /500 Thousand ID	Second	CB65	507,301	—
Injaz Bonds /Million ID	Second	CB70	965,050	—
Injaz Bonds /500 Thousand ID	Third	CB75	—	—
Injaz Bonds /Million ID	Third	CB80	978,182	—
National Bonds/Million ID	First	CB90	—	—
National Bonds/500 Thousand ID	Second	CB95	—	—
National Bonds/Million ID	Second	CB100	—	—